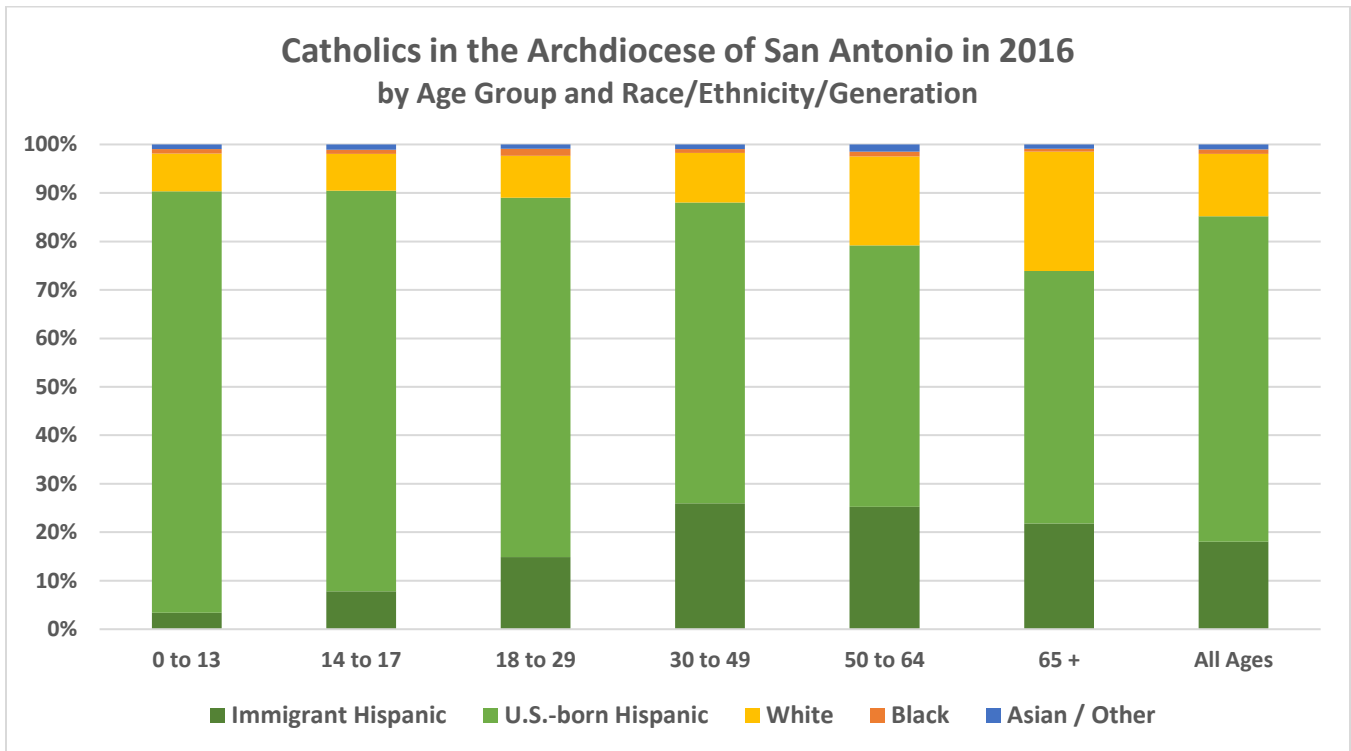


# Key Demographic, Social, and Religious Statistics for the Archdiocese of San Antonio



Racial/Ethnic Groups in San Antonio	Total Population in 2000	Total Population in 2016	% Change	Estimated Catholics in 2016	% Catholic
White	790,357	925,712	17%	117,000	13%
Hispanic	956,105	1,462,834	53%	778,000	53%
Black	112,569	180,467	60%	8,500	5%
Asian/Other	47,686	88,731	86%	9,500	10%
<b>Total</b>	<b>1,906,717</b>	<b>2,657,744</b>	<b>39%</b>	<b>913,000</b>	<b>34%</b>

Number of **parishes** with an organized Hispanic Ministry: **124**

Total regular **Mass attendance** in Spanish: **69,200** at **173** weekly Masses in Spanish in the Diocese  
**750** at **3** monthly Masses in Spanish in the Diocese

Number of Hispanics/Latinos **enrolled in Catholic schools**:

Kinder to 8<sup>th</sup>: **5,434** out of 8,772 enrolled

High School: **2,133** out of 3,719 enrolled

Number of Hispanic/Latino **priests** in the Diocese... Active: **64** Retired/Inactive: **7** Foreign-born: **59**

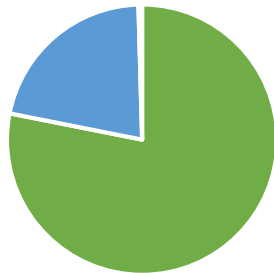
Number of Hispanic/Latino/a **religious** living and/or serving in the Diocese: **91**

Number of Hispanic/Latino **deacons** living and/or serving in the Diocese: **149**

Number of Hispanic/Latino/a **lay ecclesial ministers** serving 20+ hours per week in the Diocese: **350**

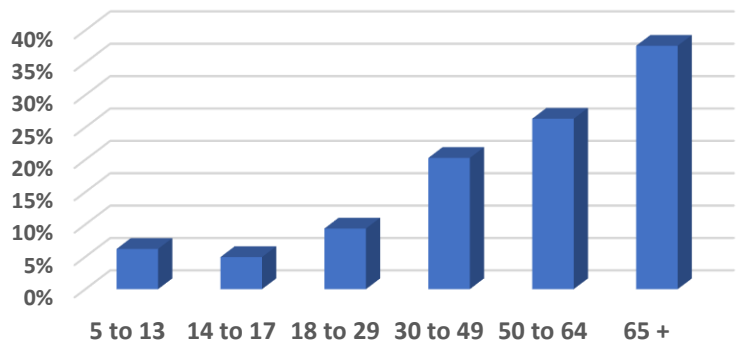
## Public Data from the U.S. Census Bureau's American Community Survey for the Geographic Territory Covered by the Archdiocese of San Antonio

Hispanic/Latino Household Language in 2016

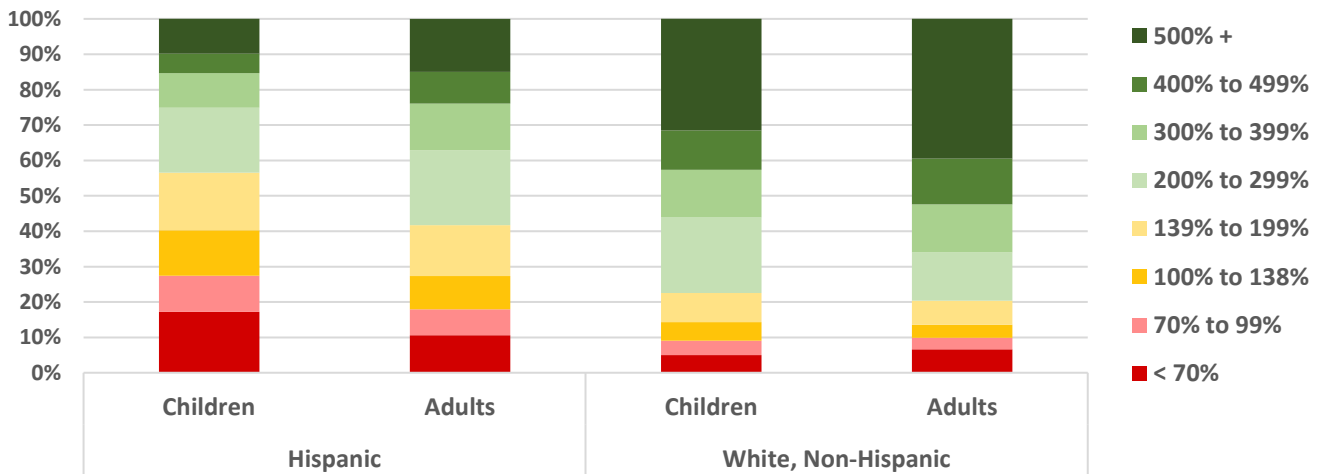


■ Spanish ■ English ■ Other

Hispanics/Latinos Who Do Not Speak English "Very Well" in 2016, by Age



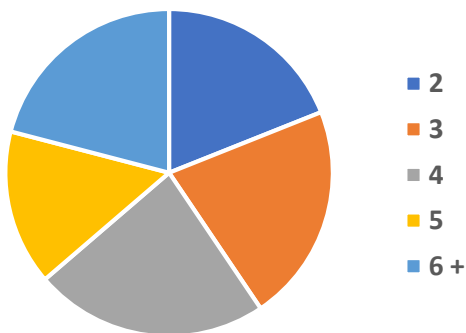
Household Income as a Percentage of Poverty Level in 2016



Median Hispanic Household Income: **\$54,000**

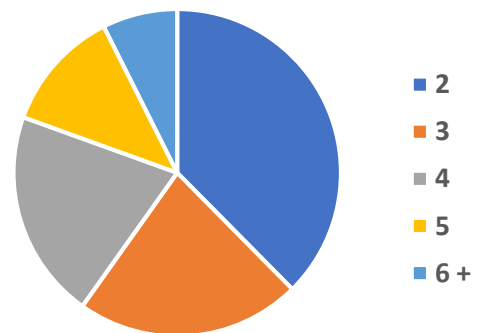
Median White Household Income: **\$84,000**

Hispanic Family Size in 2016



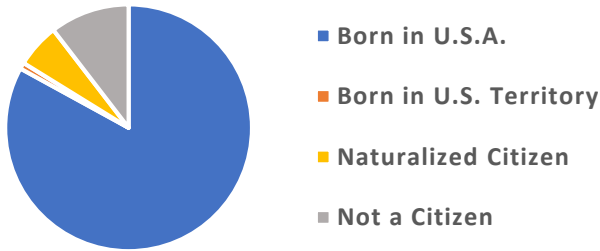
Average Family Size: **4.2**

White, Non-Hispanic Family Size

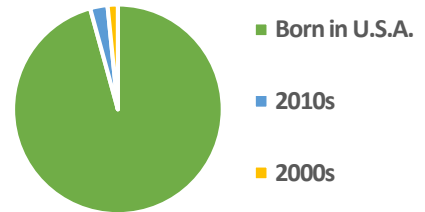


Average Family Size: **3.3**

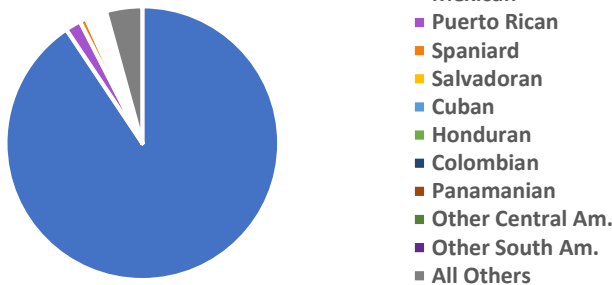
**Citizenship of Hispanic Residents in 2016**



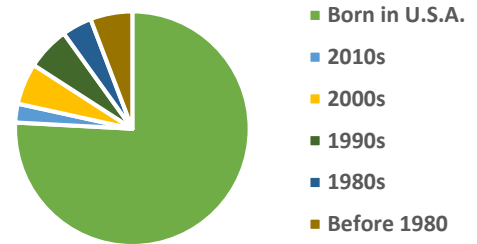
**Decade of Entry for Hispanic Children**



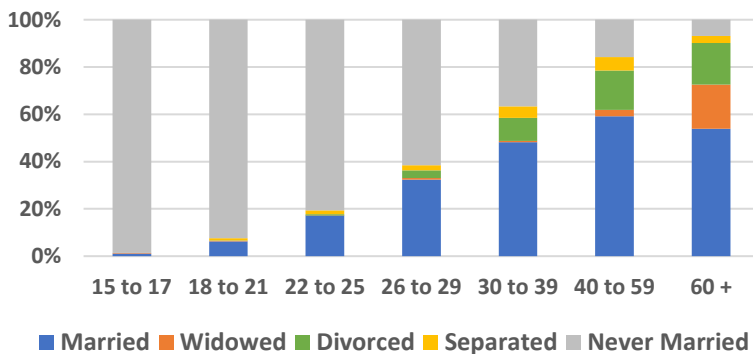
**National Heritage of Hispanic Residents in 2016**



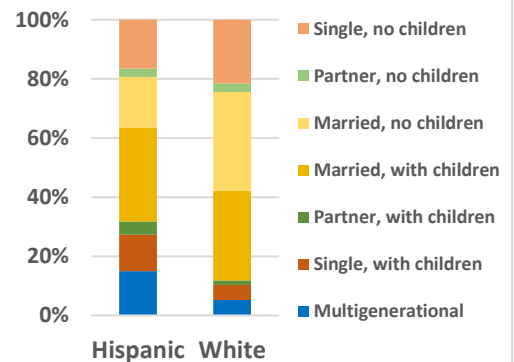
**Decade of Entry for Hispanic Adults**



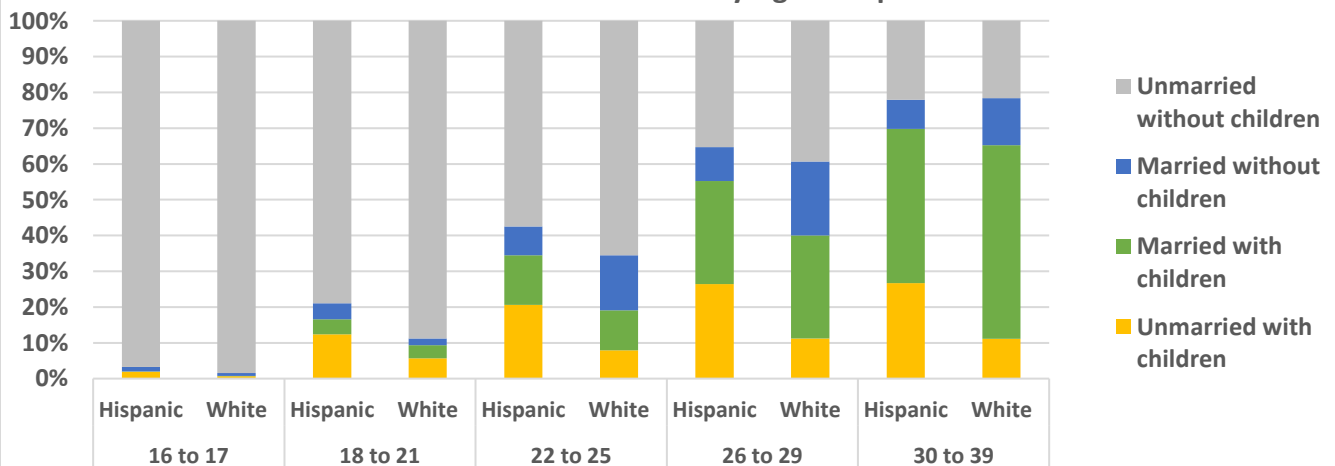
**Hispanic Marital Status by Age in 2016**



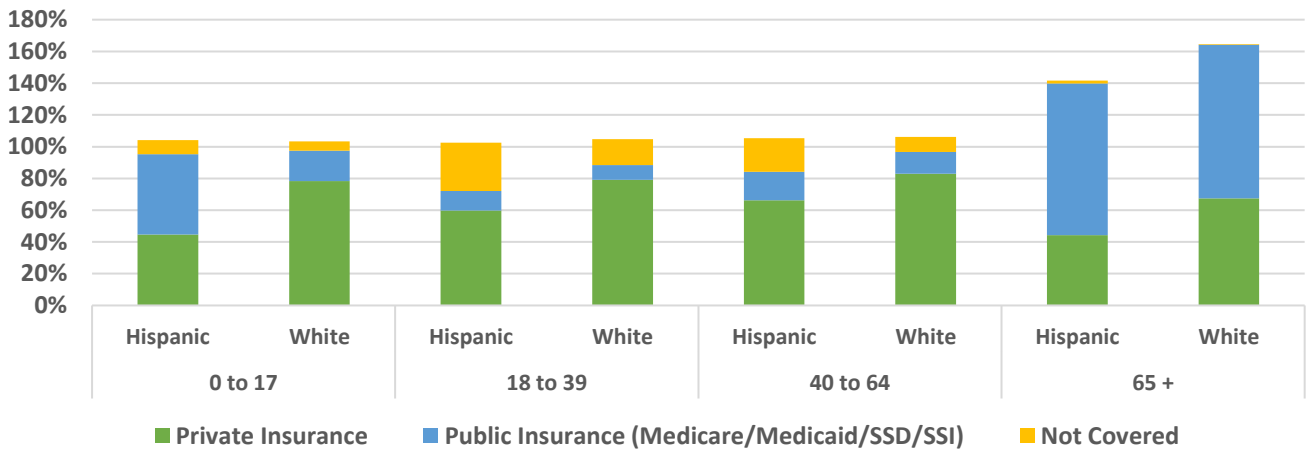
**Household Type, 2012 to 2015**



**Marital and Parental Status of Women by Age Group from 2012 to 2015**

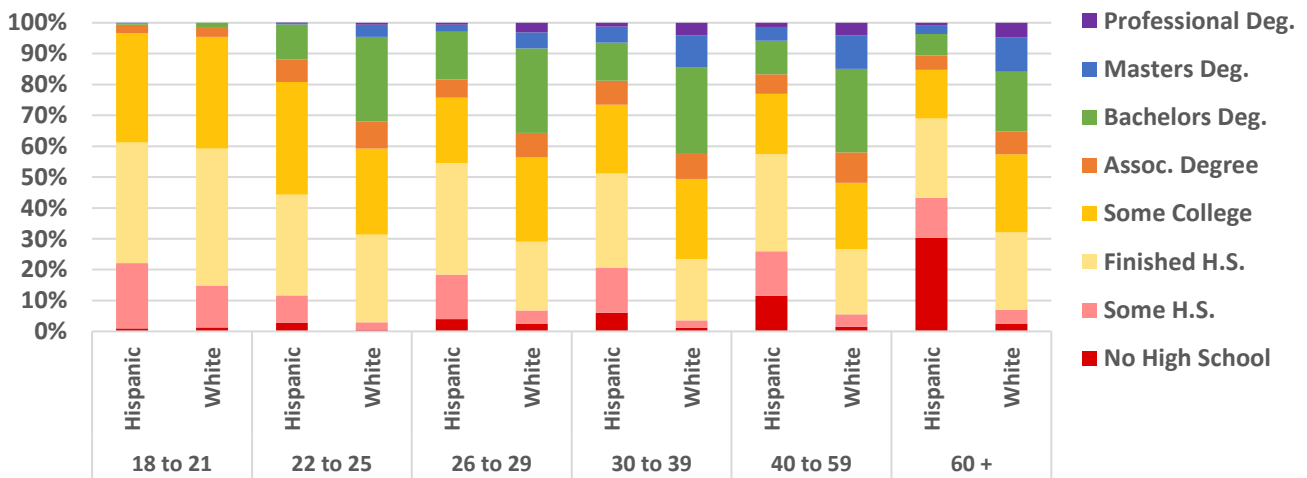


### Health Insurance Coverage by Age Group in 2016\*

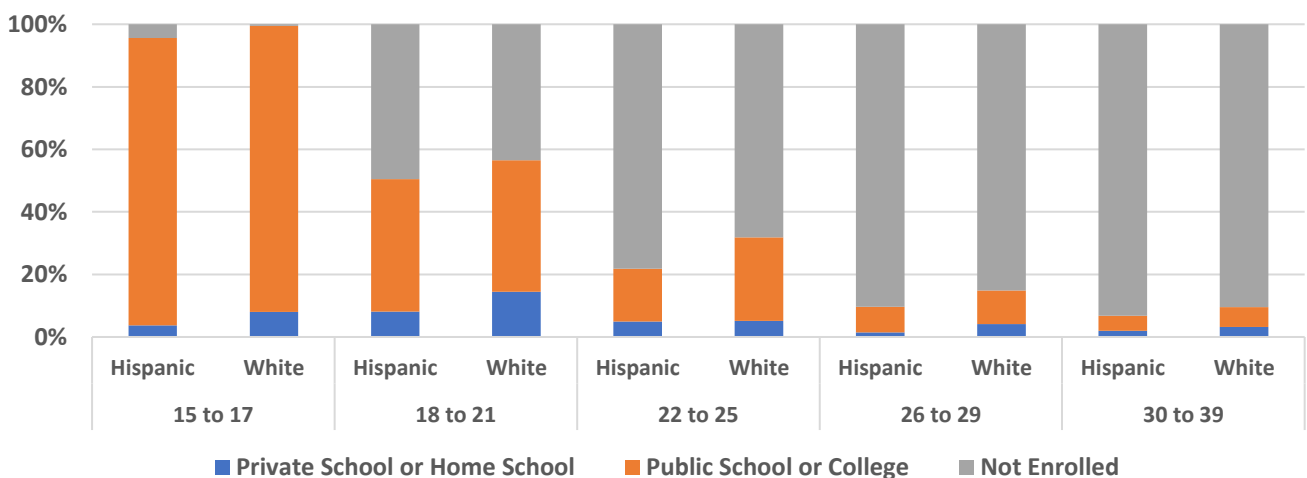


\* Numbers may exceed 100% because some individuals may have a combination of public and private insurance.

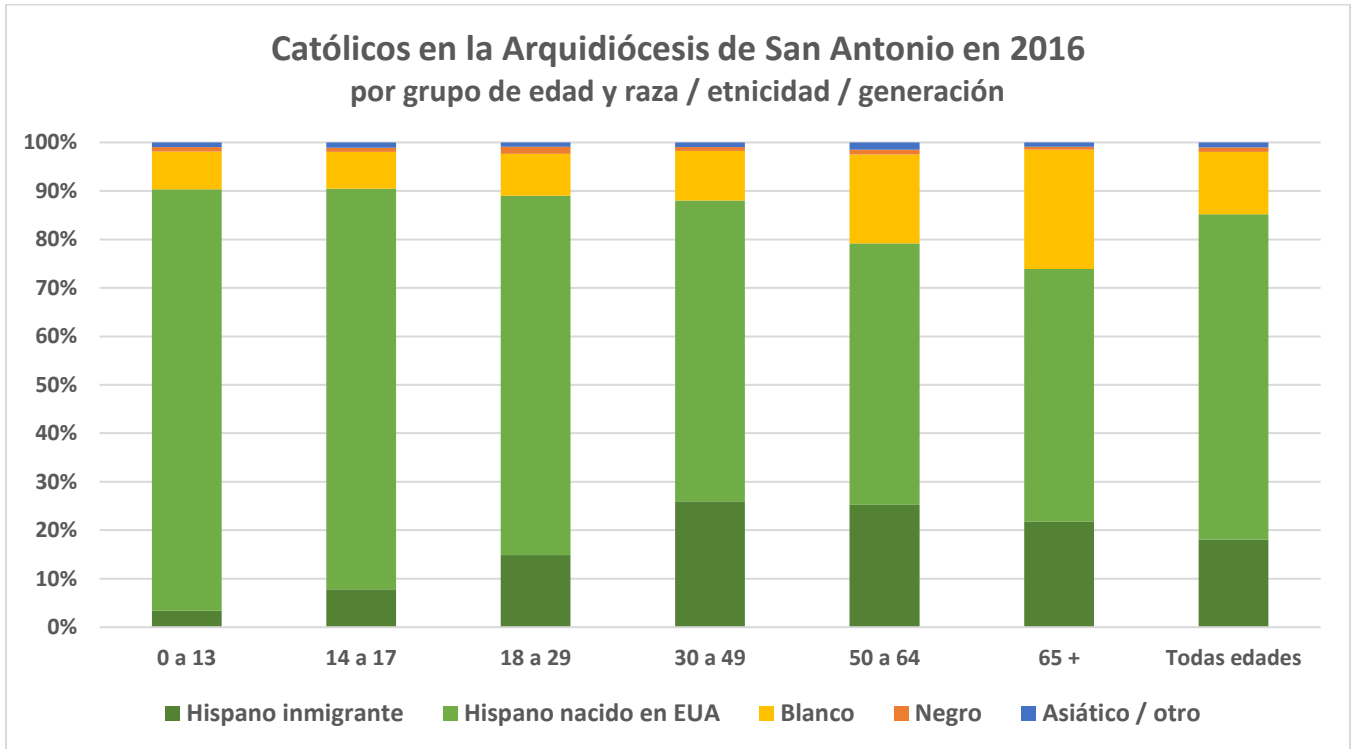
### Educational Attainment by Age Group in 2016



### School Enrollment Status by Age Group in 2016



# Estadísticas demográficas, sociales y religiosas clave para la Arquidiócesis de San Antonio



Grupos étnicos/raciales en la Arquidiócesis de San Antonio	Población total en 2000	Población total en 2016	% cambio	Estimado de católicos en 2016	% católico
Blanco	790,357	925,712	17%	117,000	13%
Hispano/Latino	956,105	1,462,834	53%	778,000	53%
Negro/Afro-americano	112,569	180,467	60%	8,500	5%
Asiático y otros	47,686	88,731	86%	9,500	10%
<b>Total</b>	<b>1,906,717</b>	<b>2,657,744</b>	<b>39%</b>	<b>913,000</b>	<b>34%</b>

Número de **parroquias** en la diócesis con una pastoral hispana/latina organizada: **124**

**Asistencia total típica en las Misas** en español: **69,200** en **173** Misas semanales en español  
**750** en **3** Misas mensuales en español

Número de hispanos/latinos **matriculados en escuelas católicas**:

Kinder al 8º: **5,434** de 8,772 matriculados Preparatoria: **2,133** de 3,719 matriculados

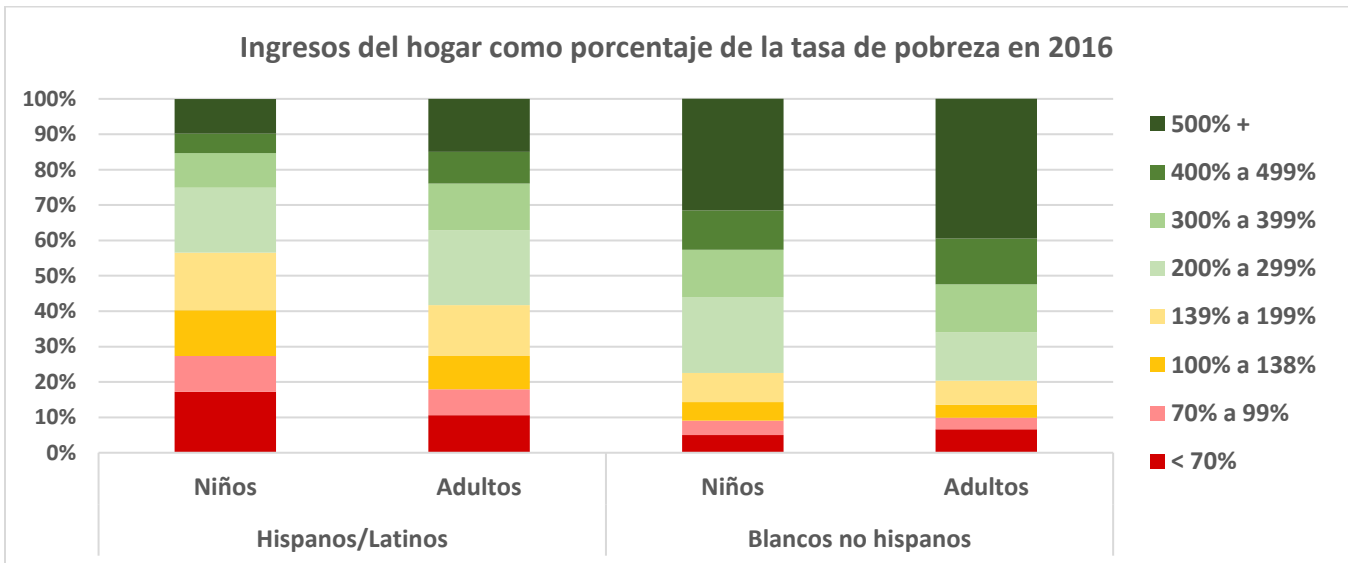
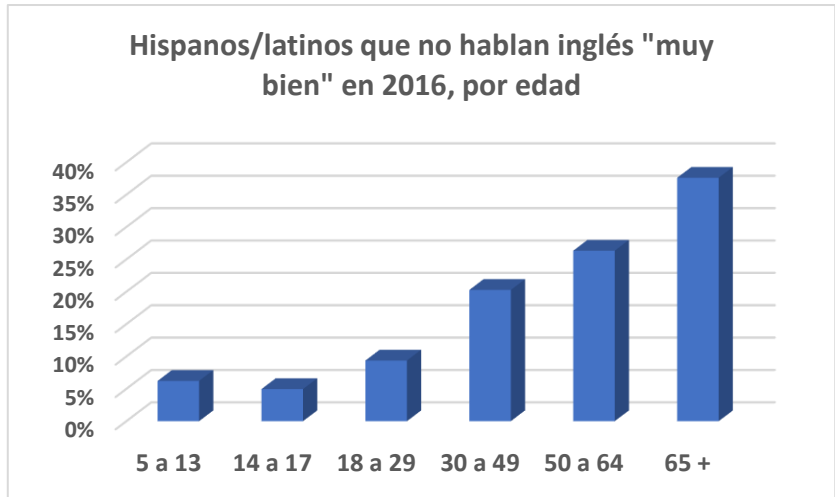
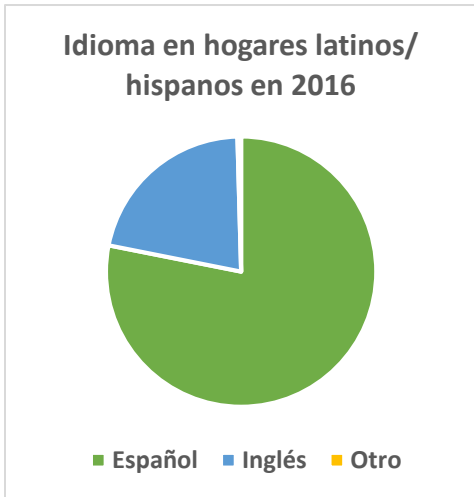
Número de **sacerdotes** hispanos en la Diócesis... Activos: **64** Jubilados: **7** Inmigrantes: **59**

Número de **religiosos/as** hispanos viviendo y/o sirviendo en la Diócesis: **91**

Número de **diáconos** hispanos viviendo y/o sirviendo en la Diócesis: **149**

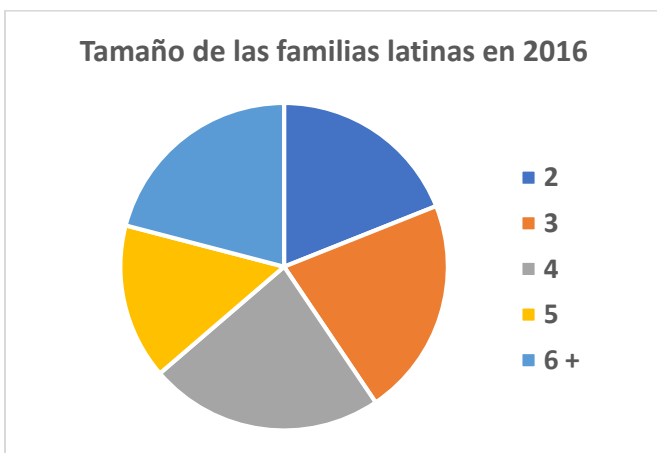
Número de **ministros eclesiales laicos** hispanos en la diócesis sirviendo 20+ horas semanales: **350**

## Datos públicos de la Encuesta de las Comunidades Americanas (ACS) de la Oficina del Censo de EUA para el territorio de la Arquidiócesis de San Antonio

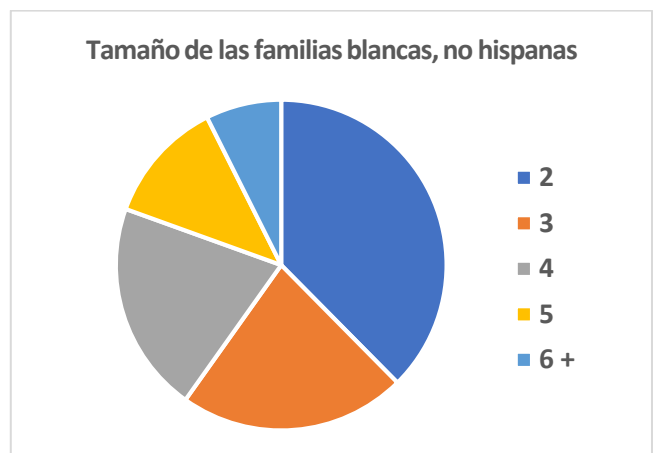


Ingreso medio en hogares hispanos: **\$54,000**

Ingreso medio en hogares blancos: **\$84,000**

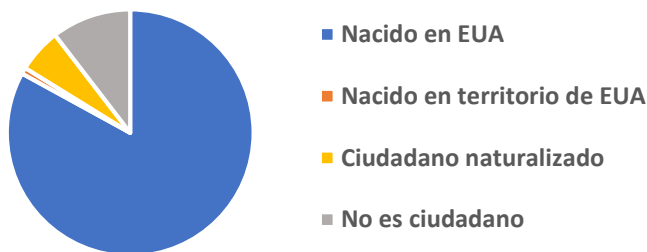


Tamaño familiar promedio: **4.2**

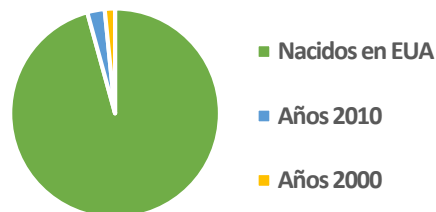


Tamaño familiar promedio: **3.3**

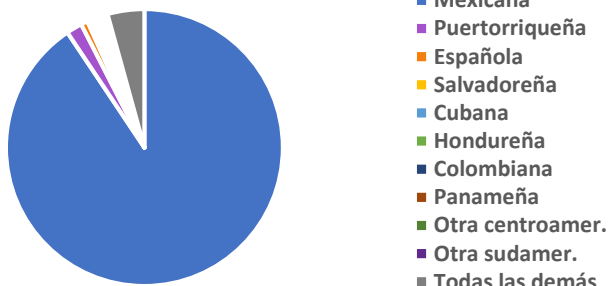
### Ciudadanía de los residentes latinos en 2016



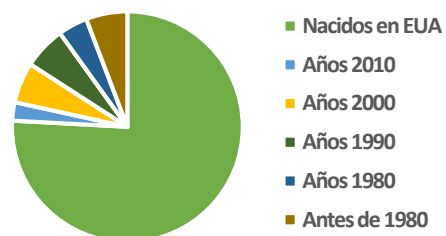
### Década de llegada de los niños hispanos



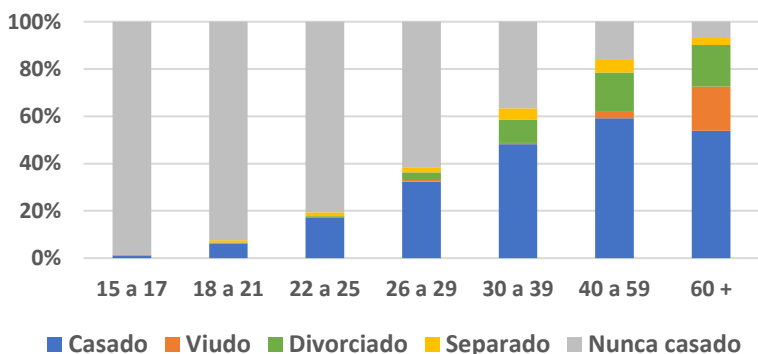
### Nacionalidad de origen de los residentes latinos en 2016



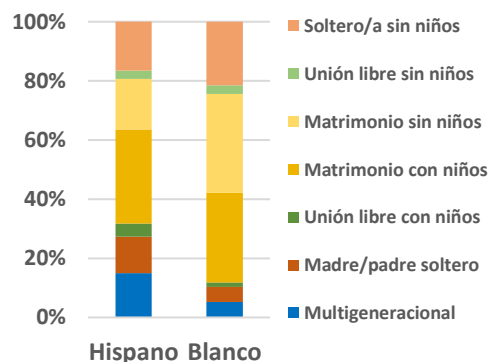
### Década de llegada de los adultos hispanos



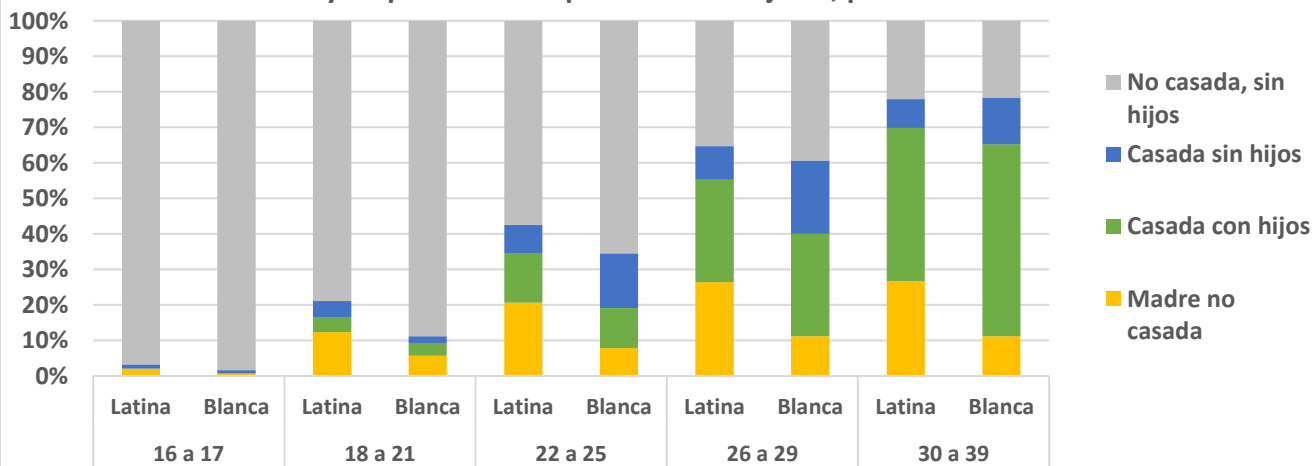
### Estado civil de los latinos por edad en 2016



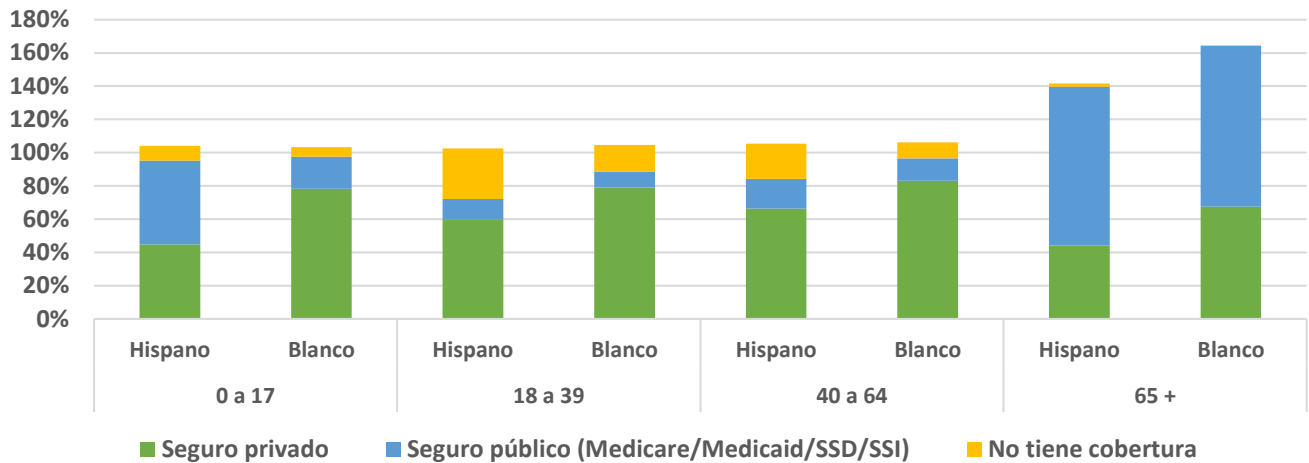
### Tipo de hogar, de 2012 a 2015



### Estado civil y responsabilidad parental de mujeres, por edad de 2012 a 2015

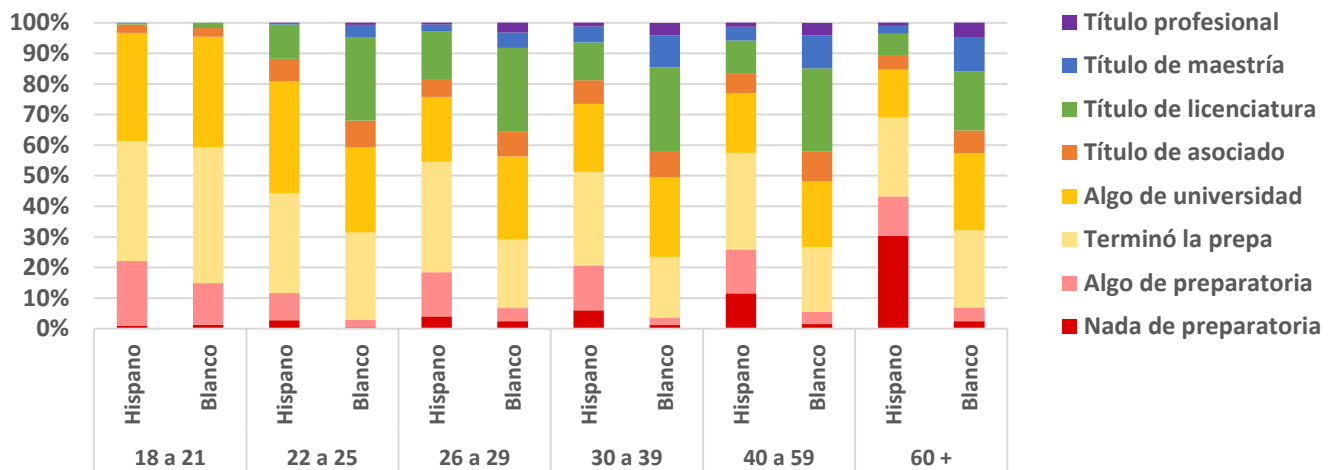


### Cobertura de seguro médico por grupo de edad en 2016\*



\* Los porcentajes pueden superar el 100% porque algunos tienen ambas formas de seguro: público y privado.

### Logros educativos por edad en 2016



### Estado de matriculación por grupo de edad en 2016

