

*Holiday*

2020

# **Moments & Memories**

## A VERY FAMILY CHRISTMAS



• ARCHDIOCESE OF SAN ANTONIO •



*Thankful* for Today,  
*Thriving* Tomorrow

Rediscover Catholic Schools



ARCHDIOCESE OF SAN ANTONIO  
CATHOLIC SCHOOLS

### The Catholic School Advantage

Catholic schools foster a culture of faith, unity, and spiritual growth.

Studies have found that Catholic school students are more likely to pray daily, attend church more often, and retain a Catholic identity as an adult. In turn, Catholic school graduates are more civically engaged, more likely to vote, more tolerant of diverse views, and more committed to service as adults.



99%

of Catholic school students graduate from high school on time



85%

of Catholic school graduates attend college or university



\$104M

in scholarships and grants were awarded to Catholic school students in the class of 2020



“Catholic schools have served the communities of the Archdiocese of San Antonio faithfully and steadfastly for more than a century-and-a-half. They have introduced children to a world of learning that is *both academic and very spiritual*. Our Catholic schools must continue to educate children so they can shape and change our culture. ”

- Archbishop Gustavo Garcia-Siller, MSPS

Explore our Catholic schools on our website and social media.



satxcatholic.org



@SATXcatholic



SATXcatholic



For more information visit: [satxcatholic.org](http://satxcatholic.org)  
or give us a call at (210) 734-1954.



*Holiday*  
**Moments & Memories**  
**STAFF**

**Executive Publishers**

Greg and Suzanne Polk Fox

**Fox Print and Creative Publishing, LLC**

**Managing Editor**

Suzanne Polk Fox

**Writers**

Amber Marie Arevalos

Ann Bloomquist

Shirin Mehdi

Juliane Morris

Jennifer Rodenkirch

**Creative Team**

**Production & Design**

Suzanne Fox

Claire Thomas

© 2020 Fox Print & Creative Publishing, LLC,  
New Orleans, LA

All rights reserved

Printed in the USA by Fox Print Services  
(getfoxcontent.com)

The information contained in Holiday Moments and Memories is intended for educational purposes only. Jumpstart Publishing, LLC and publishers of Holiday Moments and Memories, do not endorse or promote any of the products or services described in the pages of Holiday Moments and Memories and the publishers do not verify the accuracy of any claims made in the editorial or advertisements contained in Holiday Moments and Memories. V5

**TODAY'S CATHOLIC**

Established 1892

2718 W. Woodlawn Ave.

San Antonio, TX 78228

(210) 734-1690 • Fax: (210) 734-2939

Office Hours: 8:30 a.m. - 5 p.m., M-F

READ OUR PAPER AND SUBSCRIBE ONLINE

[satodayscatholic.org](http://satodayscatholic.org)



OR SEND US AN E-MAIL AT  
[TCPAPER@ARCHSA.ORG](mailto:TCPAPER@ARCHSA.ORG)

**Publisher**

**Archbishop Gustavo Garcia-Siller, MSPS**

**Director of Communications**

**Jordan B. McMorrhough**

**Office Coordinator**

**Janet Mefrige**

**Advertising/**

**Editorial Assistant**

**Joann Hopkins**

**Art Director/Webmaster**

**Claire Meixner**

**Graphic Designer/Social Media**

**Veronica Markland**

Advertising closing date: Wednesday, 5 p.m., 15 days before publishing date.

Today's Catholic cannot be held liable, or in any way responsible, for the content of any advertisement appearing within these pages. All claims, offer guarantees, statements, etc., made by Today's Catholic advertisers are solely the responsibility of the advertiser. Deceptive or misleading advertising is never knowingly accepted. Complaints regarding advertising should be made directly to the advertiser or to the Better Business Bureau.

POSTMASTER: Send address changes to:

Today's Catholic  
2718 W. Woodlawn Ave.  
San Antonio, TX 78228



Facebook  
[@todayscatholic](https://www.facebook.com/todayscatholic)



Instagram  
[@todayscatholicnewspaper](https://www.instagram.com/todayscatholicnewspaper)



Twitter  
[@satodaycatholic](https://twitter.com/satodaycatholic)



Pinterest  
[@tcatholic](https://www.pinterest.com/tcatholic)



Snapchat  
[@todayscatholic](https://www.snapchat.com/add/todayscatholic)



YouTube  
**Today's Catholic Newspaper**

# Contents

## 2020



- 6. VERY FAMILY CHRISTMAS
- 7. WISHING ORNAMENTS
- 8. HOT APPLE PEPPER JAM
- 10. NATURE TRAIL CHRISTMAS WREATH
- 12. GIFT IDEAS FOR HIM
- 14. GIFTS IDEAS FOR HER
- 16. GIFTS FOR KIDS
- 18. REINDEER GINGERBREAD COOKIES
- 22. HOLIDAY TABLESCAPES
- 24. HOLIDAY PICTURE FRAME TRIPTYCH
- 25. COUNTDOWN TO CHRISTMAS
- 26. COLUMN FROM SISTER VEIT: DIY CHRISTMAS
- 28. HOLIDAY SHOPPING LIST
- 30. POPE FRANCIS' CHRISTMAS LITURGIES

# 32





# Christmas Events Schedule

## IMMACULATE CONCEPTION

Tuesday, December 8<sup>th</sup>

9:00 am (live-streamed)

## FEAST OF OUR LADY OF GUADALUPE

Saturday, December 12<sup>th</sup>

7:00 am (live-streamed)

## CHRISTMAS EVE MASS TIMES

Thursday, December 24<sup>th</sup>

4:00 pm - Church (live-streamed)

4:00 pm - Banquet Hall

6:00 pm - Church (live-streamed)

## CHRISTMAS DAY MASS

Friday, December 25<sup>th</sup>

9:00 am

11:00 am (live-streamed)

## SOLEMNITY OF MARY

(New Year's Day) Friday, January 1, 2021

9:00 am (*only*)

To attend any of these Masses in person, please go to  
SignUp Genius to reserve your seat!

*St. Anthony de Padua Catholic Church*

102 LORENZ RD, SA TX 78209 | 210.824.1743  
STANTHONYDEPADUA.ORG



# A Very Family

# Christmas



BY AMBER MARIE AREVALOS

Christmas has been known as the most wonderful time of the year. Twinkling lights, roaring fires, seasonal flavors and the sounds of the holidays bring back memories of joy and happiness. Regardless of how you celebrate your holiday, there is something magical that brings us together. Spending time with family gives us a sense of comfort and joy that no other occasion brings. Enjoy your family traditions this year and add a little activity for all to remember in the years ahead. Many of us have traditions

carried on from generations. From the reading of “Twas the Night Before Christmas” to opening presents at midnight, no matter what the tradition, there is always room for more. Traditions make the whole family excited to get together.

During this holiday season, help your family create memories by adding a **Christmas Wishing Ornaments** project to your activities. Each family member can create their ornament to reflect their personal style and what they wish the New Year to bring. Think about

creating a separate wishing tree to display the ornaments through the years. This allows you to look back on what you have achieved.

Activities like this give us a sense of nostalgia for this season of giving. When preparing for the holiday season we look back on all the merry times we have had over the years and look forward to all the new memories we will create. No matter how we celebrate the best memories, always include family.

*From all of us, we want to wish everyone “A Very Family Christmas!”*



The holidays are a time for gathering and creating memories. One great way to connect with family is by partaking in a festive activity. This ornament project will have the whole family bringing out their creative side.

Start with gathering the supplies and the type of ornament you want to create. Because this is a wishing ornament, it's better to have flat ornaments and not round balls. The flat surface will be easier to decorate and write your wishing message on the back. Wood ornaments are available at your local craft store. Add glitter, glue, metallic markers, buttons, gems, tissue and tinsel. Before everyone arrives, create a safe work space away from the rest of the activities and away from where dinner will be served. You want to make this

fun and easy and not have to redecorate for dinner. Once you have all your supplies, place newspaper or drop cloths over the work surface. Make sure to have plenty of paintbrushes and cups of water to clean the brushes. Once everyone arrives, explain that they are to decorate however they please on one side of the ornament and on the back, write a wish or goal for the New Year. Hang the new wishing ornaments on

a wishing tree or string them with ribbon and hang on the wall or the fireplace mantel. This makes a great addition to your decorating with its special memories. When the next Christmas rolls around, have everyone look at their ornament to see if they achieved their goals or wishes. Make new ornaments every year and add to your streamer. You will be amazed at the goals set and achieved by your family.







# Hot Apple Pepper Jam

BY JENNIFER RODENKIRCH

**Hot Apple Pepper Jam is wonderful on toast or with cream cheese and crackers. Use it in marinades, salad dressings and sauces. If you're worried it will be too hot, use fewer hot peppers and more sweet peppers or apples. As long as you have 4 cups total of "fruit." This makes a great gift for your family. Simply put in decorative jars and attach a tag!**

## INGREDIENTS:

- 3 cups mixed hot & sweet peppers—cored & chopped fine
- 1 cup peeled, cored, finely chopped apple
- 3 cups sugar
- 1/2 cup apple cider vinegar
- 1/2 cup water
- 1 packet of Sure-Jell

## DIRECTIONS:

- Clean your jars and lids and get them ready to sterilize—either put them in the dishwasher on hot or heat them in a saucepan of water, get it warm, then boil for at least 5 minutes before using.
- Meanwhile, cut the stem off the peppers and remove any ribs from the middle. Take the seeds out of the sweet peppers. If you want extra hot

jam, include some of the seeds from the hot peppers. Peel and core the apples and chop fine.

- Put the peppers and apples in a large saucepan.

- In a small bowl, combine 1/4 cup sugar with the Sure-Jell. Stir this into the pepper-apple mixture. Heat over medium-high heat until you reach a rolling boil (that is, when stirring, the mixture keeps boiling).

- Stir in the rest of the sugar, vinegar and water. Return to a full boil for about 1 minute. Remove from heat and skim off any foam with a spoon.

- Ladle the hot jam immediately into the hot, sterilized jars. Cover with sterilized lids.

- Flip the jars upside down and let sit until cool, then flip them back upright. Leave the lids on for 24 hours. If any of your jars do not seal, keep them in the fridge and use within a month.
- Add a piece of decorative material to the top of the jar with a ribbon or apply a personalized label for Christmas gifts for friends and family to enjoy for months to come!

**Prep Time: 20 minutes, Cooking Time: 30 minutes,**

**Yield: 6 pint jars**





CLIP AND SAVE on Fresh Fiesta Spices



BOLNER'S  
**Fiesta**<sup>®</sup>  
BRAND

- SPICES
- RUBS
- CHILIES
- GARLIC



**CELEBRATE  
THE SEASON!**

SPICE UP YOUR HOLIDAYS.



**55¢**  
Off

**GOOD FOR 55¢  
OFF ANY JAR  
BOLNER'S  
FIESTA BRAND  
SPICES  
OR SEASONINGS**

MANUFACTURERS COUPON

EXPIRES 12/31/2020

CONSUMER: Offer is limited to one coupon per purchase of product indicated and must be presented at the time of purchase. You pay any sales tax. Retailer: Bolner's Fiesta Products, Inc. will pay face value of this coupon plus \$.08 handling when used in accordance with our redemption policy. Cash value 1/100c. Void where prohibited, taxed or restricted by law. Mail to: Bolner's Fiesta, Inc., CMS #71758, 1 Fawcett Drive, Del Rio, TX 78840.

0071758-020007



Get the Bolner Family Recipes at [FiestaSpices.com](http://FiestaSpices.com)



# Nature Trail Christmas Wreath

BY AMBER MARIE AREVALOS

Spending time with your children during the holidays can leave a lasting loving memory. Every year a new craft is created for our household. This craft involves an outdoor activity and a cider drinking night in front of the fire. Nothing is more Christmas than having an evergreen wreath hanging from your front door.

This wreath is inspired by long family nature walks where the

kids can gather the decorations. Kids find the craziest things while outside! Let their imaginations go wild and have them gather all sorts of different textures and woody items for the wreath.

Encourage them to use imagination beyond the pine cone, like branches that are full and green along with tree bark, moss, sticks and dried flowers. You can also collect

thin twigs that can be shaped without snapping and thin tree bark that can be cut into shapes like reindeer. Use the twigs to make antlers on your tree-bark reindeer!

Materials you may need to buy are glue sticks, glue gun, a wreath form and any additional small ornaments you may want to use. You can also use ribbon to create bows to add additional character to the wreath.

## ITEMS

- All of your nature items
- Green floral wire
- Potpourri
- Twine
- Hot glue sticks

## INSTRUCTIONS

- Shape twigs into a wreath shape and wrap with twine. We chose a Styrofoam ring for our project and wrapped it in burlap, then cotton batting. Get creative with your nature wreath!
- Before gluing, lay out your items. Start with the greenery or bottom layer of twigs. Glue in to place.
- Next, add your tree-bark reindeer.
- Top it off with the potpourri by gluing dried flowers and dried fruit as decoration.
- Attach twine to the top of the wreath for hanging.



# CAVALLINI Co., Inc. STAINED GLASS STUDIO & SUPPLY CENTER

FAMILY OWNED & OPERATED SINCE 1953

Supply Center: 4719 Blanco Rd, San Antonio, Texas 78212 [www.cavalliniartglass.com](http://www.cavalliniartglass.com)  
210-733-8161 | Fax: 210-737-1863 | Email: [cavallini.glass@aol.com](mailto:cavallini.glass@aol.com)

*Wishing everyone a Blessed Christmas and Happy New Year in 2021.*

ALL GIFT ITEMS AT DISCOUNTED PRICES



## COMPLETE DESIGN, FABRICATION & INSTALLATION SERVICES

*The Cavallini Co., Inc. San Antonio, Texas. All Rights Reserved © 2020*




# GIFT IDEAS for HIM

BY ANN BLOOMQUIST

CHRISTMAS TIME IS RIGHT AROUND THE CORNER. THIS MEANS IT IS TIME TO START LOOKING FOR THAT PERFECT GIFT FOR THE SPECIAL MAN IN YOUR LIFE. IF HE ALREADY SEEMS TO HAVE EVERYTHING, THIS CAN MAKE FOR A STRESSFUL ENDEAVOR. THANKFULLY, WE'VE FOUND A FEW HOT ITEMS FOR THIS YEAR'S HOLIDAY CELEBRATION!


## CUSTOM VINYL GIFT RECORDS

If your guy is into music, then this is the perfect gift for him. These vinyl records can be personalized with his favorite song or artist and with any customized lettering or labeling that you might like.



## 100 HIKES OF A LIFETIME

If your man is the outdoorsy type, why not surprise him with this gift that features a bucket list for some of the world's best hiking places. Surprise him with train tickets to visit the starting point for one of these hikes and turn your gift into a long weekend.



## PLASTIC FROZEN PINT GLASSES

No longer will he need to settle for a warm drink. These pint glasses have insulated plastic walls. Pop the glasses into the

freezer, and when ready, pour in your pint and enjoy.



## WEIGHTED BLANKET

Men that tend to toss and turn and have trouble falling asleep will love this weighted blanket! These blankets leverage

the concept of deep pressure stimulation and help relieve pain, lessen anxiety and improve mood.





*Give the gift  
of a Mission*

Ornaments - \$25 each

To purchase call:  
210-357-5601



Give him a gift  
that will last for  
**eternity.**



**CATHOLIC MEN'S CONFERENCE**

*online or in-person | Feb. 27, 2021*

**CMCSanAntonio.com**

or call Pilgrim Center of Hope: 210-521-3377



**St. Matthew  
Catholic Church**  
10703 Wurzbach Rd.  
San Antonio, TX 78230

**2020 CHRISTMAS SCHEDULE**

**CHRISTMAS EVE MASSES**  
(December 24th & 25th)

- 4 p.m. – Church, Mass with Pageant for Children with Religious Education students
- 4 p.m. – St. Matthew Athletic Center, Mass, Cantor
- 6 p.m. – Church, Mass, Music by Steven Rendon (no pageant)
- 6 p.m. – St. Matthew Athletic Center, Mass, Cantor
- 8 p.m. – Mass with the 11:15 a.m. Choir
- 11:30 p.m. – Chorale presents a program of Christmas music
- MIDNIGHT – Nativity of the Lord with Chorale

**NEW YEAR'S MASSES** (December 31st & January 1st)

- Solemnity of Mary, Holy Mother of God - Holy Day of Obligation
- 6 p.m. – Thursday, December 31st – 6 p.m. (Vigil)
- 8:15 a.m.; 12:05 p.m. and 6 p.m. – Friday, January 1st

**CHRISTMAS DAY MASSES**

- \*There is no 7:30 a.m. Mass\*
- 9:15 a.m. – Cantor from the Chorale
- 11 a.m. – Youth Choir
- \*There is no 11:15 a.m. Mass\*
- 1 p.m. – Spanish Choir
- 6 p.m. – Young Adult Choir



If this is the year where you plan to get that perfect gift for a special female someone, then you have come to the right place! Thankfully, some of those favorite items from the past are still here to stay. Let's face it, the majority of women love baths, smelling good, feeling pretty, and staying connected. Stick to one of these themes and your gift will be sure to please.

# GIFT IDEAS for HER

BY ANN BLOOMQUIST



**BATH BOMBS** smell great, look beautiful, and are all natural and handcrafted. So, feel good about smelling great with these color-fizzing, non-staining bath bombs that won't dry out her skin.

If the female in your life is a coffee lover or needs some coffee to kick-start her day, then this **MUG** will absolutely delight. This product is hand-thrown by potters in Wisconsin.



On the go, this **STYLING WAND** will be a blessing that they will thank you for repeatedly. Who has the time to dry their hair before straightening it? With this product, she can detangle her hair while she dries and styles it, saving much needed time so that she can get back on the go.



In today's world, staying connected is a necessity. This **PHONE CHARGER** is light-weight and only as thick as three credit cards. Don't let the small size fool you. It will get that phone back to a full charge fast.





# WEDDINGFAIR

JANUARY 17, 2021



## JW MARRIOTT RESORT & SPA



HONEYMOON GETAWAY  
FROM ODYSSEY TRAVEL

**OVER 160 DISPLAYS**

ONE-WAY AISLES | HAND SANITIZER STATIONS | FACE MASKS REQUIRED

TICKETS AVAILABLE ONLINE ONLY: [WEDDINGFAIRSHOW.COM](http://WEDDINGFAIRSHOW.COM)



# Gifts FOR KIDS

BY SHIRIN MEHDI

When you think of a Christmas present for a child, you can't help but anticipate those joyful eyes and excited hearts. It makes you want to get them something that will stimulate their minds. **YOUR SEARCH ENDS HERE. SUBSCRIPTION BOXES ARE THE WAY TO GO!**




### RADDISH KIDS

Priced at \$24 per month (longer subscriptions are cheaper), these boxes are bundles of joy. A typical package usually contains flashcards that teach new culinary skills, instructions for a baking or cooking project, illustrated recipes and a tool to use in the kitchen. The recipes come with modifications to cater to different dietary needs. At \$5 per month, you can add tools for a sibling. Kids aged 4 to 14 can join this cooking club. [www.raddishkids.com](http://www.raddishkids.com)



### BOOKROO

At \$24.94 per month (discounts for longer subscriptions), this box will impart the love of reading in your child. They have board books for infants, picture books for toddlers and novels for children up to 10. If you have children of multiple ages, they offer to alternate monthly boxes for each child with longer subscriptions. [www.bookroo.com](http://www.bookroo.com)



### KIWICO CRATES

They have 6 different boxes for kids aged 0 to 14. Their monthly subscription starts at \$19.95 with discounts for longer subscriptions. The boxes include different STEAM (Science & Technology, Engineering, Arts, Math) projects for kids. They use quality materials for these thought-provoking activities. [www.kiwico.com](http://www.kiwico.com)

# GIVE THE GIFT OF CAMP



## A CATHOLIC SUMMER CAMP FOR BOYS AND GIRLS SINCE 1937



[WWW.TECABOCA.COM](http://WWW.TECABOCA.COM) . 830-866-3425  
NOW ACCEPTING REGISTRATIONS FOR  
SUMMER 2021!







# Reindeer

## GINGERBREAD COOKIES

BY JENNIFER RODENKIRCH

PREPARING FOR THE HOLIDAYS CAN BE A DAUNTING TASK, BUT EVERYONE LOVES TO DECORATE COOKIES! MAKE YOUR HOLIDAY COOKIE DECORATING STRESS FREE AND ALLOW YOURSELF MORE TIME TO SPEND WITH FAMILY. 'TIS THE SEASON FOR NO-FUSS GINGERBREAD REINDEER COOKIE DECORATING!

Every baker in town has an abundance of gingerbread men and ginger snaps. Even Little Debbie has individually wrapped gingerbread men that work perfectly for this cookie decorating project. Your kids are going to love this! Start with plain, store-bought gingerbread men and gingersnaps. We are going to turn these lovelies into cute reindeer cookies.

### SIMPLE ICING RECIPE:

(You can also use a Royal Icing recipe for decorating)

- 2 cups powdered sugar
- 2–3 tablespoons milk
- 1/4 teaspoon Madagascar vanilla
- Brown food coloring paste or gel for icing
- Red Hots or red candies for nose
- Candy eyes
- Holiday Sprinkles

### DIRECTIONS FOR SIMPLE ICING AND DECORATING:

1. Mix milk and vanilla.
2. Slowly pour milk mixture into powdered sugar while mixing, until creamy.
3. Divide icing into two bowls.
4. Add brown coloring gel to one bowl, leave the other bowl white.
5. Spoon icing into pastry bags or plastic bags. Snip the tip for piping icing.

6. For the gingerbread man reindeer - turn the gingerbread man upside down.
7. Use white icing for antlers and brown icing for face.
8. Place eyes and nose on reindeer face while icing is still wet.
9. For the gingersnap reindeer – pipe brown icing to make antlers.
10. Use candy eyes or brown icing for eyes.
11. Attach red hot candy with a dab of brown icing.



## Semi-Homemade Cookie Decorating Your Family Will Love!



When it's the most important meal of the day, make it **bold, savory, and memorable**. This French Toast Sausage Bake is guaranteed to please!  
*Recipe courtesy of Southern Bite.*

### Ingredients

<b>1 (12 to 14-oz)</b> loaf French bread (not baguette)	<b>1/3 c.</b> light brown sugar
<b>1 (10-oz)</b> package <i>Kiolbassa Smoked Breakfast Links</i>	<b>1/3 c.</b> all-purpose flour
<b>2/3 c.</b> light brown sugar	<b>1/2 tsp.</b> ground cinnamon
<b>8</b> large eggs	<b>1/2 c.</b> chopped pecans
<b>1 1/2 c.</b> whole milk	<b>6 tbsp.</b> butter, room temperature
<b>1 c.</b> heavy cream	<b>Optional toppings:</b>
<b>1 tsp.</b> ground cinnamon	Maple syrup
<b>2 tsp.</b> vanilla extract	Your favorite fresh fruit
	2 tsp. vanilla extract



### French Toast Sausage Bake

**Serves:** 8 people

#### Directions

**Cut the bread** into 1-inch cubes and cut the breakfast links into 1-inch pieces. Lightly spray a 9x13-inch baking dish with nonstick cooking spray. Mix the bread and breakfast links together and pour it into the baking dish. Set aside.


**In a medium bowl, whisk together** the brown sugar, eggs, whole milk, heavy cream, cinnamon, and vanilla. Evenly pour the mixture over the bread. Press the bread down into the mixture to help it absorb the egg mixture. Cover with plastic wrap and keep in the fridge overnight (or at least 4 hours) to allow the bread to absorb the egg mixture.

**Make the crumble topping** by combining the brown sugar, flour, cinnamon, and pecans. Add the butter and mix until the butter incorporates and small clumps form. You can use the back of a spoon to press the mixture together or use your hands to pinch it all together. (This step can be done in advance and stored covered in the refrigerator or right before baking.)

**When ready to bake**, remove the casserole from the oven and allow it to sit at room temperature for at least 30 minutes. (Putting a cold dish into a hot oven may cause the dish to shatter.)

**Preheat the oven to 350°F.** Once the dish is at room temperature, sprinkle the crumble topping over the casserole and bake for 45 to 50 minutes or until golden brown.

**Serve** topped with fresh fruit and maple syrup if desired.







# *Peace.*

It can begin as warm thoughts in the human heart—the love of family, appreciation of blessings, the celebration of Christ's birth.

It can grow by simple words and deeds—thanks expressed, hands extended, compassion shown to those less fortunate.

Inspired by goodness...nurtured by kindness...powerful and divine...peace.

May peace on earth and goodwill to all be reborn in each of us this holiday season.



**CHRISTUS<sup>®</sup> SANTA ROSA**  
Health System





where we find  
**Joy**

The wonder in a child's eyes,  
the comfort of a parent's voice, the warmth  
of a candle's glow...in all these things we  
experience simple, uplifting joy.

At The Children's Hospital of San Antonio,  
we find joy in restoring health, providing  
compassionate care, reaching into our  
community and, especially, serving  
those in greatest need.



**The Children's Hospital**  
of San Antonio™  
CHRISTUS Health

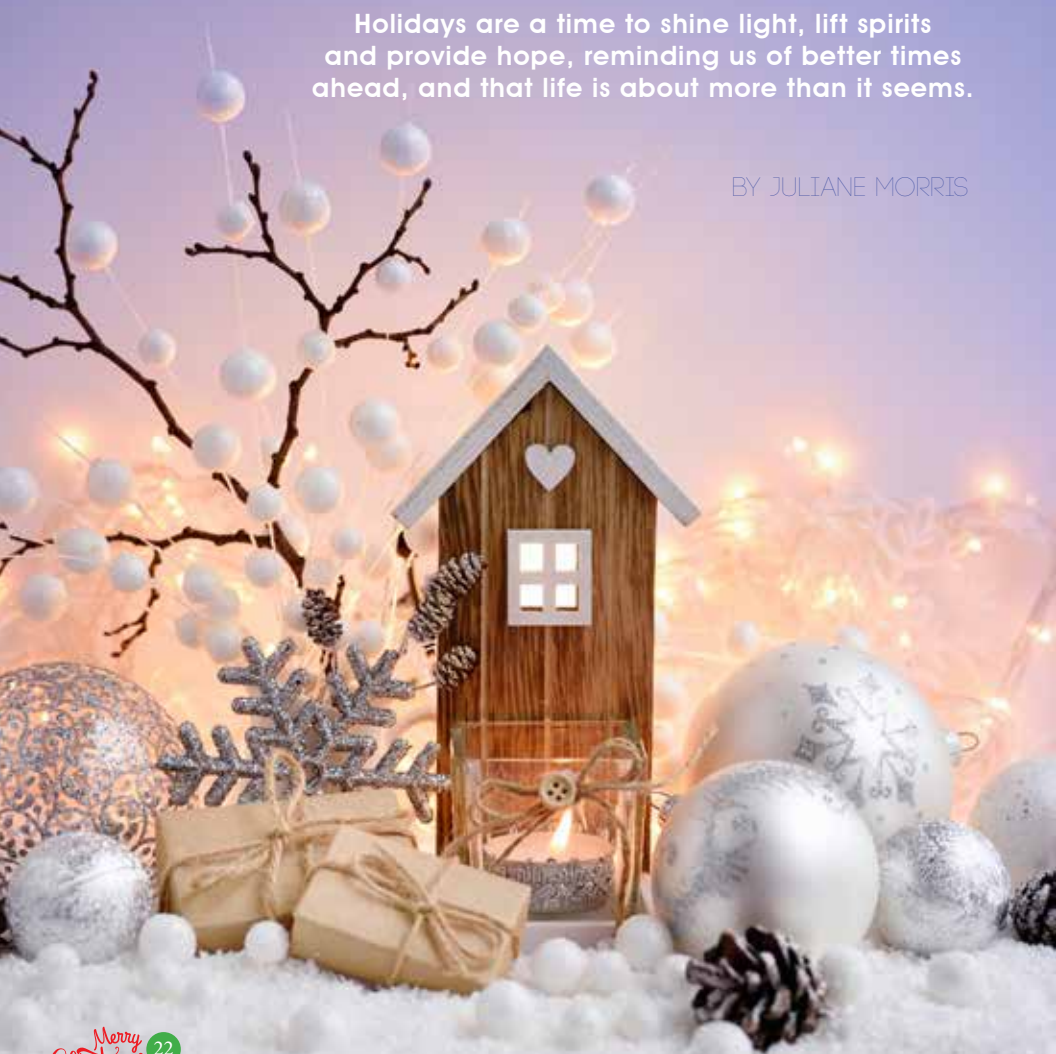
Our mission, to extend the healing  
ministry of Jesus Christ, is a joyous one.  
This holiday season and all year, we wish  
you and your family health, happiness,  
hope...and joy.

# Add Sparkle to Your Holiday

Silver, gold, glitter, glimmer...and wood. 'Tis the season of radiant, reflective, luminous, glistening and glowing mixed with natural and rustic wood.

Holidays are a time to shine light, lift spirits and provide hope, reminding us of better times ahead, and that life is about more than it seems.

BY JULIANE MORRIS





Lighted wreaths on doors, lights on rooftop edges, candles on the hearth over stockings hung with care, or in the menorah in the foyer.

Capture and share your own light this year, using metallic, reflective or glass spheres with your existing decorations.

Expand your crafting skills:

- Paint ceramic, glass or plastic ball ornaments with reflective acrylic or glass paints, either in a solid pattern or some fun design you fancy.
- Fill hollow glass ornaments with thin metallic strands of

streamers or ribbon, shiny buttons, glitter or Christmas-themed baubles from the jewelry-making or sewing supply area.

- Mix matte and shiny textures along with rustic and sparkly so the reflective light differs.
- Vary the size and material and the shades to play on light sources, such as silver, tin, blues and pewter mixed with wood figures and objects.
- Get creative with battery-operated mini lights on the wall as a backdrop.

## Create This Look!

### **MAKE A VINE AND LIGHTED SNOW-COVERED TREE IN THREE SIMPLE STEPS:**

1. Wrap vine or twine around a wire tree form or tree-shaped Styrofoam.
2. Wrap with twinkle lights.
3. Cover with cotton balls or spray snow, leaving some of the twigs or twine exposed, but covering twinkle light cords.

**ENJOY!**





# HOLIDAY PICTURE FRAME TRIPTYCH

BY JULIANE MORRIS

**JINGLE AND JANGLE THOSE PLAIN PICTURE FRAMES INTO SOMETHING WONDERFULLY MAGICAL AND MEMORABLE THIS HOLIDAY SEASON WITH A TRIPTYCH WORK OF ART. A TRIPTYCH IS A GROUP OF THREE PIECES OF ART FROM THE SAME DESIGN OR SERIES.**

**DECORATING PICTURE FRAMES IS NOTHING NEW, BUT AS THIS YEAR SEEMS TO BE A PARTICULARLY MEMORABLE ONE, WHY NOT ORDER THREE FRAMES ONLINE, GRAB SOME FROM THE THRIFT STORE, OR UPCYCLE WHAT YOU HAVE AT HOME .**

## WHAT YOU WILL NEED:

An assortment of 4x6, 5x7 and 8x10 frames, three total. Grab your paint and E6000 glue and look for items like these to create your art:

- High-end metal decorative bits
- Silly and colorful plastic buttons or gems
- Old costume jewelry
- Decorative plastic, acrylic, ceramic, metal and stone holiday-themed bits like snowflakes, sleds, stockings, evergreens, angels, cookies, Santas or faith-based items
- Little pine cones, acorns, dried flowers or potpourri
- Plain or painted pebbles or rocks
- Shells
- Dried (safe) berries
- Twigs tied with natural-based twine and so on

## DIRECTIONS:

Paint your frames all the same color before adding your decorative pieces.

Stick to one theme. If you are using gems, use on all of your frames. This will keep them uniform to create your triptych work of art.

Use mixed mediums! Try old costume jewelry paired with ribbon bows in monochrome tones or potpourri on a white frame. The possibilities are endless and the project is easy enough to include your children!

Take a series of candid family photos at different times during your family Christmas celebration. Give as a thoughtful and creative gift from the heart or keep for yourself to enjoy again each season.



# Countdown to CHRISTMAS

Tuesday

**1**

Buy Advent  
Calendar

**2**

Shop local for  
unique gifts

**3**

Put up  
Christmas tree

**4**

Make your  
nature wreath

Saturday

**5**

Hang wreath  
on front door

Sunday

**6**

Volunteer  
to ring the  
Salvation Army  
Christmas bell

**7**

Bake Christmas  
cookies

**8**

Watch favorite  
Christmas  
movie

**9**

Mail  
Christmas  
cards

**10**

Visit a live  
nativity

**11**

Attend a  
Christmas  
concert

Saturday

**12**

Have cookies  
delivered to a  
nursing home

Sunday

**13**

Donate goods  
to your local  
food pantry

**14**

Call someone  
who lost a  
loved one

**15**

Make a  
gingerbread  
house

**16**

Pay for a  
stranger's  
coffee at  
coffee shop

**17**

Go to a  
holiday tea

**18**

Go Christmas  
caroling on  
Zoom

**19**

Drive to look  
at Christmas  
lights

**20**

Make  
Hot Apple  
Pepper Jam

**21**

Make DIY  
Christmas  
stockings with  
friends

**22**

Visit a holiday  
art market

**23**

Skype with out  
of town family

Thursday

**24**

Pray for loved  
ones to be blessed  
in the new year

# D-I-Y THIS CHRISTMAS!

BY SISTER CONSTANCE VEIT, LSP

Christmas is going to be different this year.

It will be a somber and perhaps mournful season, for those suffering from the multiple effects of the pandemic.

For many of us, however, this could be our best Christmas ever. We have every reason to skip the frantic shopping and awkward gatherings that cause us stress during the Christmas season.

As we hunker down at home, we have an unprecedented opportunity to focus on the true meaning of Christmas. We can establish new holiday traditions for ourselves and our families.

I suggest that we make it a do-it-yourself, family and Christ-centered Christmas!

Suggesting "DIY" may evoke memories of childhood disasters involving burned cookies or spilled paint, but I encourage you to give it a try this Advent. Don't worry about perfect results — instead, enjoy the calming effects of a familiar, repetitive craft ... or the challenge of learning a new skill.

Choose a collaborative project that can unite everyone in your household ... or an activity that can provide you with some much-needed quiet and solitude!

Numerous studies show that hands-on activities — even something as basic as coloring — provide important mental health benefits. These include a sense of relaxation, reduced anxiety, improved mood and concentration, enhanced self-confidence, a sense of purpose and accomplishment — and when efforts are made

in collaboration with others — an enhanced sense of community.

Many individuals who participate in DIY activities also report that these pursuits refocus their minds and distance themselves from negative preoccupations and emotions.

With hundreds of cooking shows and craft magazines, online tutorials, idea boards such as Pinterest and marketplaces like Etsy.com, creative possibilities are limitless -- and they need not be expensive.

Collaborative DIY activities can be a great way of involving young and old alike in Christmas preparations.

After spending months cooped up with our closest loved ones, and with public health

authorities recommending that the safest way to celebrate the holidays is in a "bubble" with our immediate household, patience may be wearing thin.

But let's try to make the best of this enforced "quality time" with our families!

The key to making this Christmas a positive experience is to see value in little gestures, rather than the end result of our efforts.

**'The key to making this Christmas a positive experience is to see value in little gestures, rather than the end result of our efforts.'**

During the World Meeting of Families in Philadelphia in 2015 Pope Francis said that happiness and holiness are always tied to little things. "These little gestures are those we learn at home, in the family; they get lost amid all the other things we do, yet they do make each day different. They are the quiet things done by mothers and grandmothers, by fathers and grandfathers, by children, by brothers and sisters. They are little signs of tenderness, affection and compassion ... Love is shown by little things, by attention to small daily signs which make us feel at home."

I suggest that DIY efforts this Christmas focus on a family crèche or nativity scene.

Pope Francis penned a pastoral letter last December on the meaning of the nativity scene,



in which he encouraged this "beautiful family tradition. Great imagination and creativity is always shown in employing the most diverse materials to create small masterpieces of beauty."

The pope wrote, "As children, we learn from our parents and grandparents to carry on this joyful tradition, which encapsulates a wealth of popular piety. It is my hope that this custom will never be lost and that, wherever it has fallen into disuse, it can be rediscovered and revived."

Setting up the Christmas crèche in our homes helps us to relive the history of what took place in Bethlehem.

Pope Francis tells us. "Naturally, the Gospels remain our



source for understanding and reflecting on that event. At the same time, its portrayal in the crèche helps us to imagine the scene. It touches our hearts and makes us enter into salvation history as contemporaries of an event that is living and real!"

This Christmas is the perfect time to rediscover and revive

the tradition of the crèche, giving it a prominent place in our homes.

With COVID-19 again on the rise, many of us might not even make it to Mass on December 25, so let's make our homes like little churches with our DIY nativity scenes the focal point of our celebration of Christ's birth!



## *Shrine of St. Padre Pio of Pietrelcina*

3843 Bulverde Parkway, San Antonio, TX 78259

† Christmas Eve Masses, Dec. 24 - 4:30 p.m.,  
7 p.m. and 10 p.m. (Spanish)

† Christmas Day Mass, Dec. 25 - at 8:30 a.m.

† New Year's Eve Mass, Jan. 1 - 5:30 p.m. and 7 p.m. (Spanish)

† New Year's Day Mass, Jan. 1 - 8:30 a.m.



# HOLIDAY

## Shopping List

Spouse

---

---

Children

---

---

---

---

---

---

Mother

---

---

Father

---

---

Sisters

---

---

---

Brothers

---

---

---

In-Laws

---

---

Grandmothers

---

---

Grandfathers

---

---

Aunts

---

---

Uncles

---

---

**Cousins**

---

---

---

**Nieces**

---

---

**Nephews**

---

---

**Friends**

---

---

---

---

---

---

---

---

**Neighbors**

---

---

**Bosses**

---

---

**Co-Workers**

---

---

---

---

---

**Teachers**

---

---

**School Staff**

*(cafeteria, bus, etc.)*

---

---

---

---

**Household Helpers**

*(housekeeper, babysitter, etc.)*

---

---

---

---

**Service Workers**

*(mailmen, garbage collectors,  
etc.)*

---

---

---

---

**Clergy**

---

**Pets**

---





# Pope Francis' Christmas liturgies to take place without the public

VATICAN CITY (CNA) • Pope Francis' Christmas liturgies at the Vatican will be offered without public participation this year, as countries continue to react to the coronavirus pandemic.

According to a letter which was sent by the Secretariat of State to embassies accredited to the Holy See, Pope Francis will celebrate the Vatican liturgies of the Christmas season "in a private form without the presence of members of the diplomatic Corps."

The letter, which was sent by the section for general affairs Oct. 22, said the liturgies will be streamed online. Diplomats accredited to the Holy See usually attend papal liturgies as special guests.

Due to pandemic measures, including a two month nation-wide lockdown of Italy, Pope Francis also offered the 2020 Easter liturgies without the presence of the public.



Italy has seen a dramatic increase in positive coronavirus cases, as well as increased hospitalizations and deaths, in recent weeks, leading the government to issue new containment measures, including the full closure of gyms and theaters, and a 6 p.m. closure for bars and restaurants except for takeout. Parties and receptions are also suspended.

Since earlier this month, it has been mandated to wear face masks at all times in public, including outside.

During Advent and Easter, the pope's schedule of public liturgies and Masses is usually particularly full, with thousands participating in Masses at St. Peter's Basilica.

In past years the pope has offered a Dec. 12 Mass for the feast of Our Lady of Guadalupe and a Dec. 8 ceremony and prayer at Rome's Piazza di Spagna for feast of the Immaculate Conception.

According to the 2020 schedule of public papal events published on the Vatican website,



instead of a Mass Dec. 8, the pope will lead the Angelus in St. Peter's Square to mark the day.

During the Christmas season, the pope usually says Midnight Mass for the Nativity of the Lord in St. Peter's Basilica Dec. 24, and on Christmas Day he gives the "Urbi et Orbi" blessing from the central loggia of the basilica.

In past years he has also prayed First Vespers on Dec. 31 followed by a Mass on Jan. 1 for the Solemnity of Mary Mother of God, both in St. Peter's Basilica.

These events are not listed on Pope Francis' public schedule for 2020, except for the Christmas Day "Urbi et Orbi" blessing. The pope is still slated to give all of his typical Angelus addresses and to hold the Wednesday general audience every week, except that of Christmas.

The schedule of public events does not extend past December 2020, so it is unclear whether Pope Francis will publicly celebrate any of the liturgies of January 2021, including Mass for Epiphany Jan. 6.

# Many thanks and many blessings to the Congregations of Sisters that founded Merced 25 years ago.

## Founders

Congregation of Benedictine Sisters  
Congregation of Divine Providence  
Congregation of the Sisters of  
Charity of the Incarnate Word  
Daughters of Charity of St.  
Vincent de Paul  
Missionary Catechists of Divine  
Providence  
Sisters of the Holy Spirit and  
Mary Immaculate

## Associates

Congregation of St. Brigid  
Daughters of Mary Immaculate  
Sisters of the Incarnate Word and  
Blessed Sacrament  
Ursuline Nuns of San Antonio  
Sisters of the Holy Family



**MERCED  
HOUSING TEXAS**

Opening new doors.  
Building healthy communities

120 West Misteltoe San Antonio, TX 78212  
| P.O. Box 12870 | 210.281.0234 |  
Email: [merced@mercedhousingtexas.org](mailto:merced@mercedhousingtexas.org)  
| Web: [www.mercedhousingtexas.org](http://www.mercedhousingtexas.org)

# Jingle Bells

J.P.

J. PIERPONT

*Brightly*

*mf*

1. Dash-ing thro' the snow In a one horse o - pen sleigh, —  
2. Day or two a - go I — thought I'd take a ride, And  
3. Now the ground is white, — Go it while you're young; —

O'er the fields we go, — Laugh-ing all the way;  
soon Miss Fan-nie Bright Was seat-ed by my side. The  
Take the girls to - night, And sing this sleigh-ing song; Just

Bells on bob-tail ring, — Mak-ing spir-its bright; What  
horse was lean and lank, Mis-for-tune seem'd his lot, He  
get a bob-tailed nag, Two for-ty for his speed, Then

fun it is to ride and sing A sleigh-ing song to - night!  
got in - to a drift-ed bank, And we, we got up - sot.  
hitch him to an o - pen sleigh, And crack! you'll take the lead.

## REFRAIN

*f*  
Jin-gle Bells! Jin-gle Bells! Jin-gle all the way! Oh, what fun it is to ride

1. In a one-horse o - pen sleigh! 2. In a one-horse o - pen sleigh!

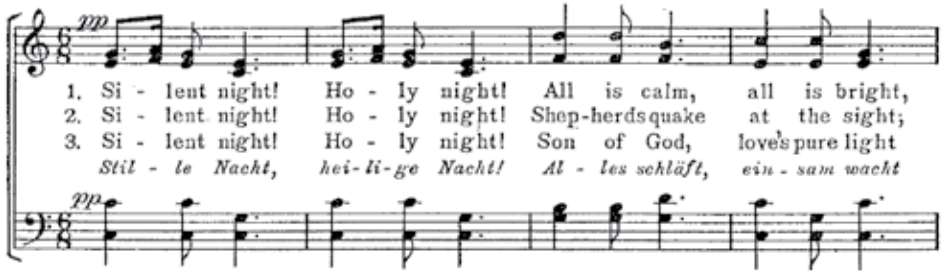


# Silent Night


JOSEPH MÖHR, 1818

FRANZ GRÜBER, 1818

*mp*



1. Si - lent night! Ho - ly night! All is calm, all is bright,  
2. Si - lent night! Ho - ly night! Shep-herdsquake at the sight;  
3. Si - lent night! Ho - ly night! Son of God, love's pure light  
*Stil - le Nacht, hei - li - ge Nacht! Al - les schläft, ein - sam wacht*



Round you Vir - gin Moth-er and Child. Ho - ly In-fant, so ten-der and mild.  
Glo-ries stream from heav-en a - far, Heavn-ly hosts sing, Al - le - lu - ia,  
Ra-diant beams from Thy ho-ly face, With the dawn of re - deem - ing grace,  
*Nur das tau-te, hoch-hei-li-ge Paar Hol - der Kna-be im lu - cki-gen Haar,*



Sleep in heav-en - ly peace, Sleep in heav-en - ly peace.  
Christ, the Sav-ior is born! Christ, the Sav-ior, is born!  
Je - sus, Lord, at Thy birth, Je - sus, Lord, at Thy birth.  
*Schlef in himm-li - scher Ruh, Schlef in himm-li - scher Ruh.*



# O Holy Night

A. A.

ADOLPHE ADAM

*Slow and majestic* *mf*

1. O ho - ly  
2. Led by the  
3. Tru - ly He

night— the stars are bright - ly shin - - ing, It is the  
light— of faith se - rene - ly beam - - ing, With glow - ing  
taught us to love— one an - oth - er, His law is

night of the dear Sav - ior's birth; \_\_\_\_\_ Long lay the  
hearts by His cra - dle we stand; \_\_\_\_\_ So led by  
love, and His gos - pel is peace; \_\_\_\_\_ Chains shall He

world in sin and er - ror pin - ing, Till He ap -  
 light of a star sweet - ly gleam - ing Here came the  
 break for the slave is our broth - er, And in His

peared and the soul felt its worth. A thrill of hope the  
 wise men from O - ri - ent land. The King of kings lay  
 name all op - pres - sion shall cease. Sweet hymns of joy in

wea - ry soul re - joic - es, For yon - der breaks a new and glo - rious morn;  
 thus in low - ly man - ger, In all our tri - als born to be our friend;  
 grate - ful cho - rus raise we, Let all with - in us praise His ho - ly name;



# O Christmas Tree

E. G. ANSCHUETZ

German Folk Song

*mp*

1. O Christ-mas tree, O Christ-mas tree! Thou tree most fair and love-ly!  
2. O Christ-mas tree, O Christ-mas tree! Thou hast a won-drous mes-sage:  
*O Tau-nen-baum, O Tau-nen-baum! wie treu sind dei-ne Blat-ter!*

*mp*

The sight of thee at Christ-mas-tide Spreads hope and glad-ness far and wide.  
Thou dost pro-claim the Sav-ior's birth, Good will to men and peace on earth.  
*Du gruenst nicht nur zur Som-mer-zeit, nein, auch im Win-ter, wenn es schneit.*

O Christ-mas tree, O Christ-mas tree! Thou tree most fair and love-ly.  
O Christ-mas tree, O Christ-mas tree! Thou hast a won-drous mes-sage.  
*O Tau-nen-baum, O Tau-nen-baum! wie treu sind dei-ne Blat-ter.*

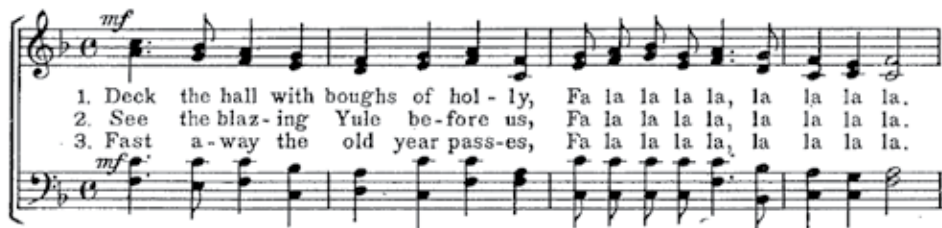


# Deck the Hall

Traditional

Old Welsh Air

*mf*



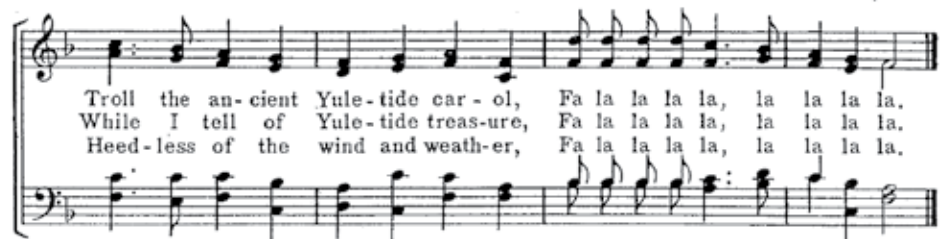
1. Deck the hall with boughs of hol - ly, Fa la la la la, la la la la.  
2. See the blaz - ing Yule be - fore us, Fa la la la la, la la la la.  
3. Fast a - way the old year pass - es, Fa la la la la, la la la la.



'Tis the sea - son to be jol - ly, Fa la la la la, la la la la.  
Strike the harp and join the cho - rus, Fa la la la la, la la la la.  
Hail the new, ye lads and lass - es, Fa la la la la, la la la la.



Don we now our gay ap - par - rel, Fa la la la la la la la,  
Fol - low me in mer - ry meas - ure, Fa la la la la la la la,  
Sing we joy - ous all to - geth - er, Fa la la la la la la la,



Troll the an - cient Yule - tide car - ol, Fa la la la la, la la la la.  
While I tell of Yule - tide treas - ure, Fa la la la la, la la la la.  
Heed - less of the wind and weath - er, Fa la la la la, la la la la.



# We Wish You a Merry Christmas

Traditional

English Folk Song

The musical score is written for voice and piano in 3/4 time with a key signature of two flats (B-flat and E-flat). It consists of three systems of staves. The first system begins with a treble clef, a key signature of two flats, and a 3/4 time signature. The melody starts with a quarter note G4, followed by a quarter note A4, and then a series of eighth notes. The lyrics 'We wish you a Mer-ry Christ-mas, We wish you a Mer-ry Christ-mas, We' are written below the first two staves. The second system continues the melody with a 'Fine' marking and a mezzo-piano (mp) dynamic. The lyrics 'wish you a Mer-ry Christ-mas, And a hap-py New Year! Good ti-dings to' are written below the staves. The third system concludes the piece with a 'D.S. al Fine' instruction. The lyrics 'you wher-ev-er you are; Good ti-dings for Christ-mas and a hap-py New Year! We' are written below the staves. The score includes various musical notations such as dynamics (mf, mp, f), articulation (accents), and repeat signs.

We wish you a Mer-ry Christ-mas, We wish you a Mer-ry Christ-mas, We  
wish you a Mer-ry Christ-mas, And a hap-py New Year! Good ti-dings to  
you wher-ev-er you are; Good ti-dings for Christ-mas and a hap-py New Year! We

*D.S. al Fine*





AS WE STRIVE TO *look ahead* FULL OF *trust* AND *hope*,  
LET US TURN *our hearts* AND *our minds* TO *Mary*.

ARCHBISHOP GUSTAVO GARCÍA-SILLER, MSPS  
TRANSFORMED BY HOPE, 56



*Merry Christmas*

**DEPARTMENT FOR PASTORAL MINISTRIES**

PASTORAL-MINISTRIES@ARCHSA.ORG | PH. 210-734-1952  
ARCHSA.ORG/PASTORAL-MINISTRIES





ARMADILLOS TEXAS STYLE BURGERS!



Good Old-Fashioned Delicious!



**1423 McCULLOUGH AVENUE • 210.226.7556**  
**2619 SE Military • 210.617.7797**  
**[www.armadilloburger.com](http://www.armadilloburger.com)**